



Eichhörnchenheft 1


Mengen von 1 bis 3

Von

---

Griffel

© Valerie Würz



Eichhörnchenheft 1

Mengen von 1 bis 3

Von

---

Griffel

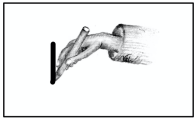
© Valerie Würz

Fertige eine Strichliste an:

1


2

3



male Mengenbilder:


3




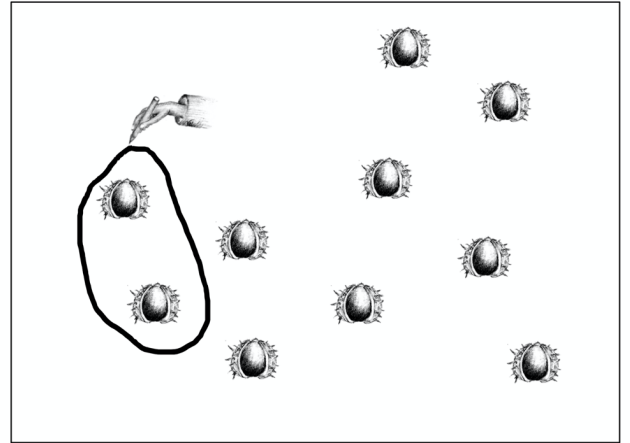
2



1



Kreise ein: immer 2



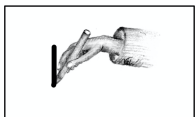


Fertige eine Strichliste an:

1

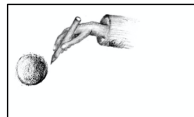
2

3



male Mengenbilder:


3




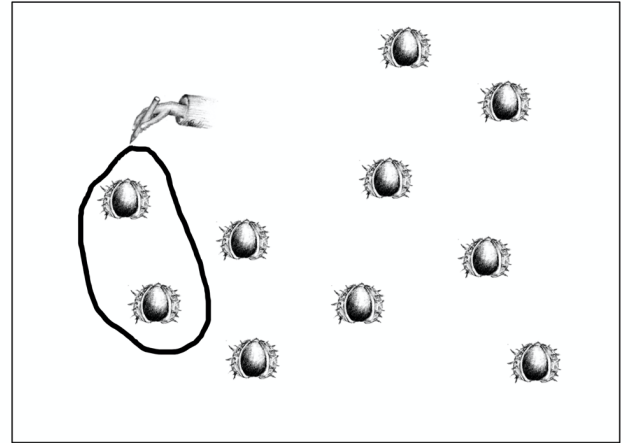
2





1



Kreise ein: immer 2

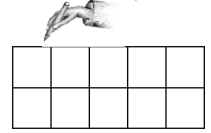


Kreise ein: immer 2

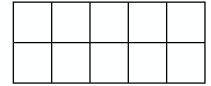


Male Punktbilder in die Zehnerfelder :

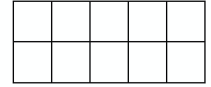
3



2



1



Male in der richtigen Farbe an und schreibe die Menge dazu:


---





---



---

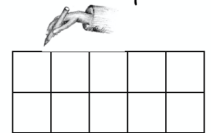


Kreise ein: immer 2

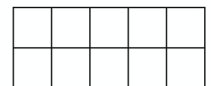


Male Punktbilder in die Zehnerfelder :

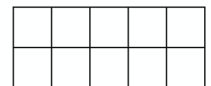
3



2



1



Male in der richtigen Farbe an und schreibe die Menge dazu:

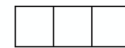
---



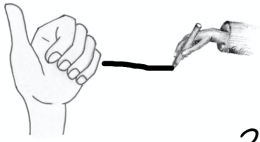
---



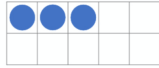
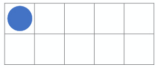
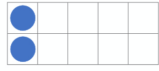
---



Verbinde alle passenden Bilder.



3



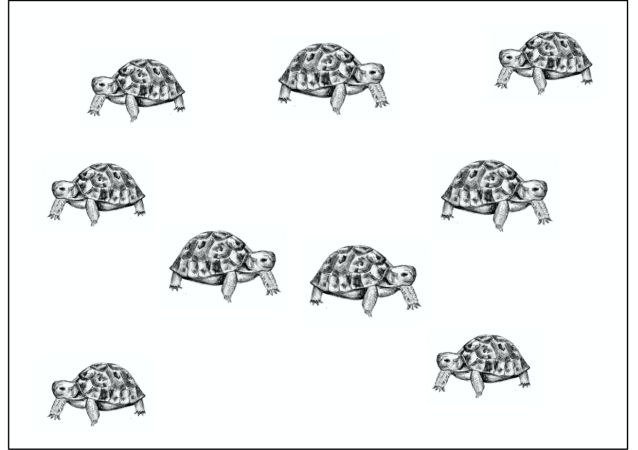

1



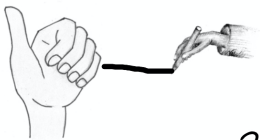
2



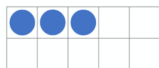
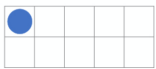
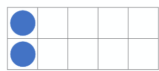
Kreise ein: immer 3



Verbinde alle passenden Bilder.



3



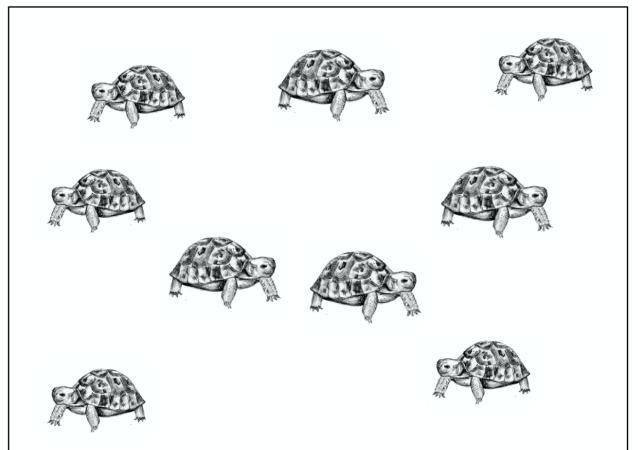
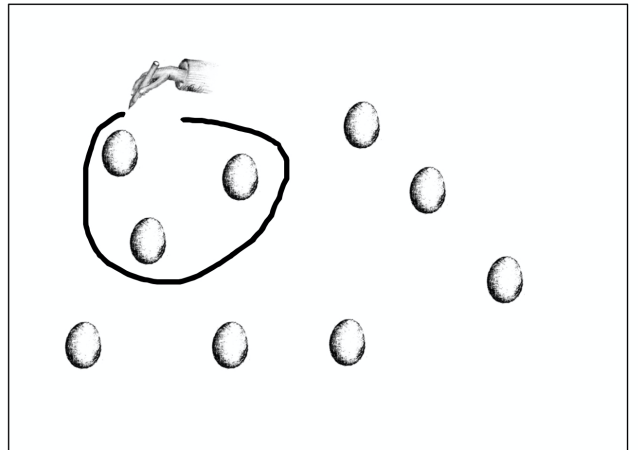
1





2



Kreise ein: immer 3

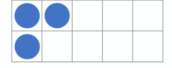
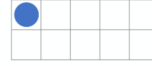
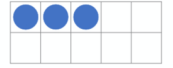


Kreise ein: immer 3

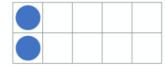


Verbinde alle passenden Bilder.

2 ✓





1



3

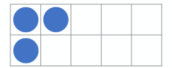
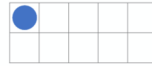
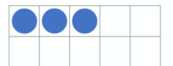


Kreise ein: immer 3

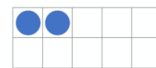
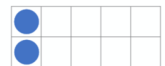


Verbinde alle passenden Bilder.

2 ✓



1



3

